

Appendix 4

Summary analysis of consultation responses

Nursery oversubscription criteria

The majority (92%) of responses were in favour of or did not comment on the proposed changes to the criteria for admissions to nursery education (62% in favour and 30% did not comment).

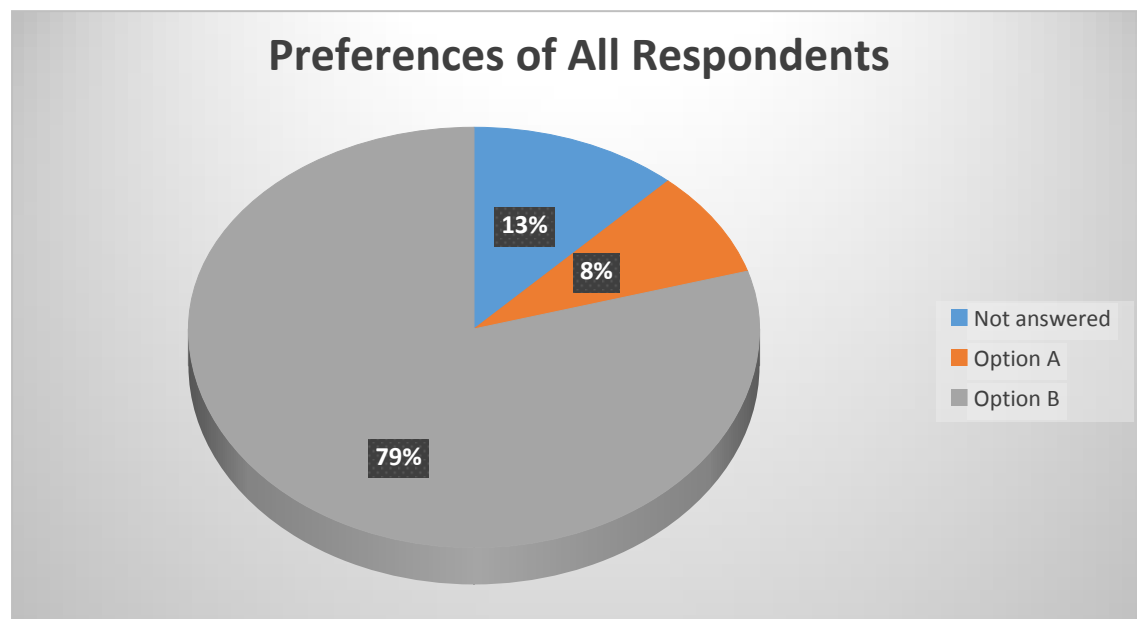
Primary oversubscription criteria

The majority (87%) of responses were in favour of or not did comment on the proposed changes to the criteria for admissions to primary education (57% in favour and 30% did not comment) with the exception of the proposed removal of the directed sibling criteria.

Secondary oversubscription criteria

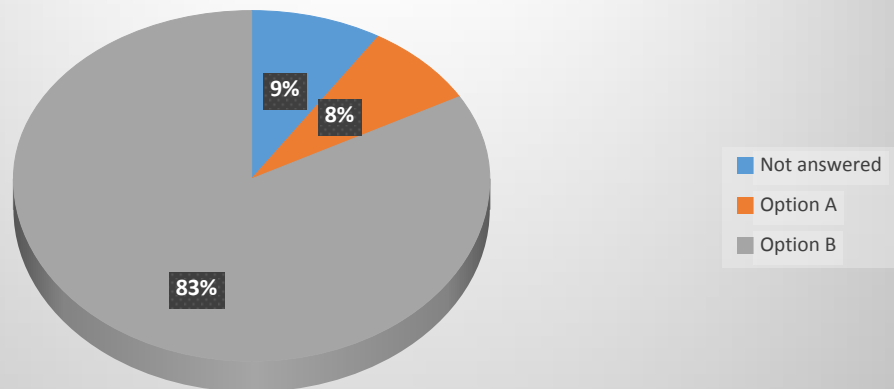
The majority (88%) of responses were in favour of or did not comment on the proposed changes to the criteria for admissions to secondary education (80% in favour and 8% did not comment).

Of all respondents, 8% are in favour of Option A and 79% are in favour of Option B.

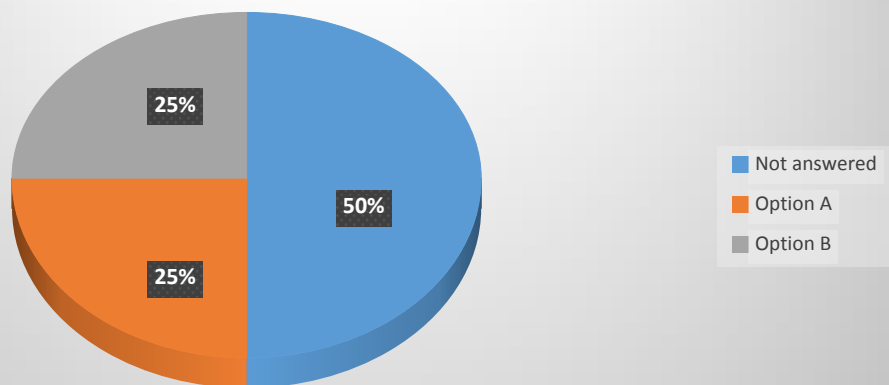


While 83% of respondents whose child attends an English-medium school favoured Option B, 25% of respondents whose child attends a Welsh-medium school favoured Option A and 25% favoured Option B

Preferences of Respondents (child attending an English-medium school)



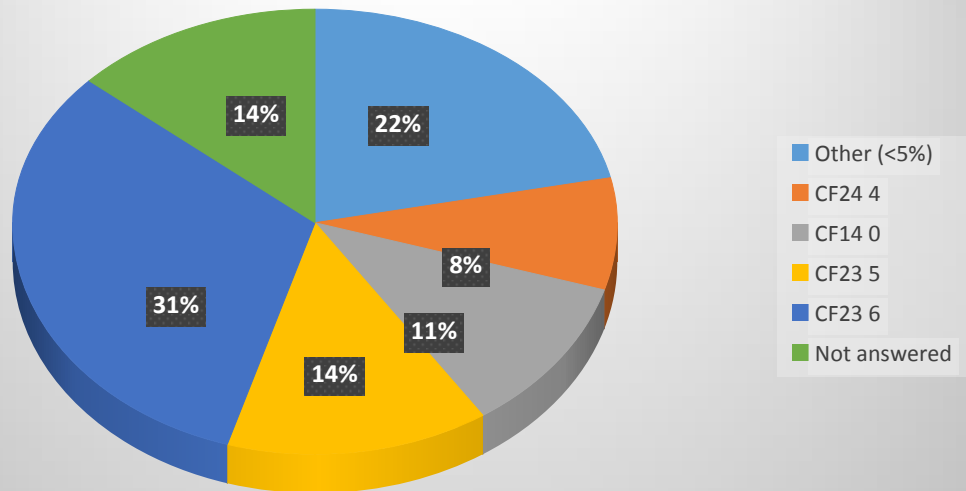
Preferences of Respondents (child attending a Welsh-medium school)



Postcode analysis – Option A

An analysis of the postcodes provides details of the areas from which responses in favour of Option A were received. The areas served by these postcodes are Cathays; Cyncoed; Lisvane; Llanishen; Penylan; Plasnewydd and Roath, which include the secondary school catchment areas of Cardiff High School; Cathays High School and Llanishen High School.

Percentage of respondents who support Option A

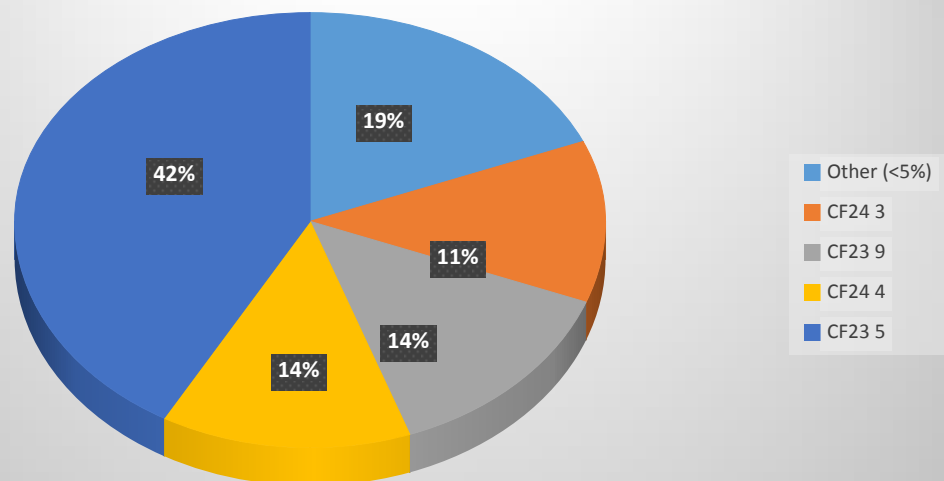


Postcode analysis – Option A

It is notable that 81% of respondents in favour of Option B reside within the postcode areas of CF23 5, CF23 9, CF24 3 and CF24 4, which largely lie within the catchment areas of Cardiff High School.

Some addresses within these postcode areas lie within the catchment areas of Cathays High School and/or Llanishen High School.

Percentage of respondents who support Option B



184 respondents who are in favour of Option B indicated the school to which their child attends, while only 5 respondents who are in favour of Option A stated a school.

From the 184 respondents in favour of Option B, 52.2% have a child/ children enrolled at Roath Park Primary School and 46.2% have a child/ children enrolled at Marlborough Primary School.